



OSEP

OFFICE OF SPECIAL EDUCATION PROGRAMS
OFFICE OF SPECIAL EDUCATION AND REHABILITATIVE SERVICES

PERSONNEL DEVELOPMENT PROGRAM DATA COLLECTION SYSTEM (PDPDCS)

SARAH ALLEN, OSEP
RICHELLE DAVIS, OSEP
KAREN SCHROLL, WESTAT
MICHELLE BLOOM, ANLAR
MYRIELL MCKINNON, WESTAT



January 26, 2021



Purpose of the Training

- Orient grantees to data reporting requirements
- Improve the quality of data submitted by grantees
- Introduce the Personnel Development Program Data Collection System (PDPDCS)
 - Data submission requirements for grantees, scholars, and employers;
 - Resources available to you and your scholars





Training Agenda

- Review reporting requirements and performance measures
- Demonstrate how to report scholar data within the PDPDCS
- Discuss data submission requirements
- Review tips for reporting high quality data and avoiding security incidents
- Summarize available resources and supports





OSEP

OFFICE OF SPECIAL EDUCATION PROGRAMS
OFFICE OF SPECIAL EDUCATION AND REHABILITATIVE SERVICES

GRANTEE REPORTING REQUIREMENTS





325K FY 2020 Priority Language

- ***Absolute Priority:*** Interdisciplinary Preparation in Special Education, Early Intervention, and Related Services for Personnel Serving Children with Disabilities who have High-Intensity Needs
 - An “interdisciplinary” project is a project that delivers core content through **shared coursework, group assignments, and coordinated field experiences** as part of **two or more** master's degree, educational specialist degree, or clinical doctoral **degree programs** for scholars.





325K FY 2020 Priority Language: Project Evaluation

- The applicant will use comprehensive and appropriate methodologies to **evaluate how well the goals or objectives of the proposed project have been met**, including the project processes and outcomes;
- The applicant will **collect, analyze, and use data related to specific and measurable goals, objectives, and outcomes of the project.**





325K FY 2020 Priority Language: Project Evaluation

- **Scholar competencies and other project processes and outcomes will be measured for formative evaluation purposes**, including proposed instruments, data collection methods, and possible analyses; and
- **Collect and analyze data on the quality of services provided by scholars who complete the graduate degree programs** involved in this interdisciplinary project and are employed in the field for which they were trained, including data on the learning and developmental outcomes (*e.g.*, academic, social, emotional, behavioral, meeting college- and career-ready standards), and on growth toward these outcomes, of the children with disabilities who have high-intensity needs;





325K FY 2020 Priority Language: Project Evaluation

- The methods of evaluation will produce **quantitative and qualitative data for objective performance measures** that are related to the outcomes of the proposed project; and
- The methods of evaluation will provide **performance feedback and allow for periodic assessment of progress** towards meeting the project outcomes.



325K FY 2020 Priority Language: Support for Service Obligation

- Provide scholar support for **participants from two or more graduate degree programs** partnering in the proposed interdisciplinary personnel preparation project.
- Consistent with [34 CFR 304.30](#), each scholar must
 - a) Receive support for no less than one academic year, and
 - b) Be eligible to fulfill service obligation requirements following degree program completion. Funding across degree programs may be applied differently.





Other Important Items to Note

- Ensure that **prior approval from the OSEP project officer will be obtained before admitting additional scholars** beyond the number of scholars proposed in the application and before transferring a scholar to another OSEP-funded grant;
- Ensure that the institution of higher education (IHE) at which **scholars are enrolled in the program will not require those scholars to work (e.g., as graduate assistants) as a condition of receiving support** (e.g., tuition, stipends) from the proposed project, unless the work is specifically related to the acquisition of scholars' competencies or the requirements for completion of their personnel preparation program.





Grant Performance Reports

Annual Performance Reports (APR)

- Instructions for preparing and submitting APRs will be sent by OSEP to Project Directors (PDs) and Authorized Representatives prior to February 1 annually
- Training for 325 PDs in February and March
- Deadline for submitting is COB on the first Friday in May
- Submitted in G5 (<http://www.g5.gov>)

Final Performance Report

- Instructions clarify which portions require updates, summaries covering full award period, and new information
- Due no later than 90 days after end of project award period
- Submitted in G5





OSEP

OFFICE OF SPECIAL EDUCATION PROGRAMS
OFFICE OF SPECIAL EDUCATION AND REHABILITATIVE SERVICES

OVERVIEW OF PROGRAM PERFORMANCE MEASURES

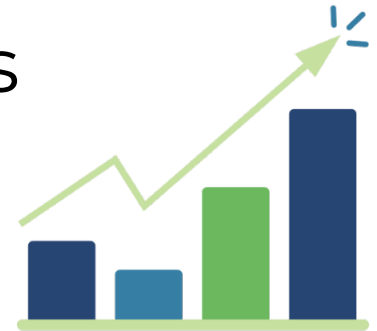




PDP Performance Measures

Purpose

- Helps measure whether the PDP is meeting its objectives.
- Demonstrates program progress and effectiveness over time.
- Used by Congress to determine future program funding.
- Required under the Government Performance and Results Act (GPRA).





PDP PROGRAM Performance Measures

- **Sources of Data:**


- Grantees enter data on scholars at the time of enrollment, during enrollment, and at degree program completion in the PDPDCS.
- Upon completion of one academic year (or the program), scholars enter employment data that is then verified by their employer(s).





PDP PROGRAM Performance Measures

- **Measure 1:** The percentage of preparation programs that incorporate scientifically or evidence-based practices into their curricula.
- **Source of data:** Expert panel review of syllabi from PDP grantees conducted one year following the grant award.
 - Syllabi from the FY 2020 grant applications are reviewed and reported during the 2021 reporting period.
 - Grantees submit new / revised syllabi to OSEP project officer





PDP PROGRAM Performance Measures

- **Measure 2**: The percentage of scholars completing preparation programs who are knowledgeable and skilled in evidence-based practices for children with disabilities.
- **Source of Data**: Grantees enter data into the PDPDCS regarding scholar's exit/completion status and their chosen measure.
 - Grantees must include at least one measure to demonstrate each scholar is “knowledgeable and skilled in use of EBPs”





PDP PROGRAM Performance Measures

Measure 2:

Examples of Measures of Knowledge and Skills

ACCEPTABLE Measures

- **Grantee-specific tests** (e.g., portfolio, comprehensive exam, dissertation defense)
- **PRAXIS II**
- **National organization tests**
- **State-specific tests**
- **Capstone project or exam** required of scholars prior to degree program or grant project completion

UNACCEPTABLE Measures

- **Entrance exams** (e.g., PRAXIS I, GRE, SAT)
- **University preliminary exams**
- **Individual course exams or grades**





PDP PROGRAM Performance Measures

- **Measure 3**: The percentage of scholars who exit preparation program prior to completion due to poor academic performance.
- **Source of data**: Grantees report scholar's exit/completion status and reason for exiting prior to completion, if applicable.





PDP PROGRAM Performance Measures

- **Measure 4**: The percentage of scholars completing preparation programs who are working in the area(s) for which they were prepared upon program completion.
- **Sources of data:**
 - **Grantees report** scholar's training area and exit/completion status.
 - **Scholars and employers report** scholar's employment area after exit.





PDP PROGRAM Performance Measures

- **Measure 5**: The Federal cost per scholar who completed the preparation program.
- **Sources of data:**
 - **ED G5 database** provides financial data for each grant; and
 - **Grantees report** the total amount of “scholar support” provided for each scholar per year.





PDP PROGRAM Performance Measures

- **Measure 6**: The percentage of scholars who completed the preparation program and are employed in high-need districts.
- **Source of data:**
 - **Scholars** who have completed the preparation program **and their employers** have verified their employment.
 - **CCD and School Universe surveys** determine if a district determined as high-need.





PDP PROGRAM Performance Measures

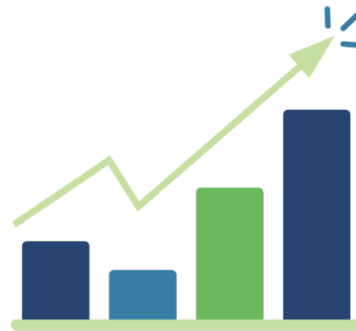
- **Measure 7**: The percentage of scholars who completed the preparation program and are rated effective by their employers.
- **Source of data:**
 - **Scholars** who have completed their program and choose to **submit their employment information**; and
 - **Employers rate** the scholar's effectiveness during the verification process.





Pilot Outcome Measure

- The percentage of scholars who completed the preparation program and are employed in the field of special education for at least two years.





OSEP

OFFICE OF SPECIAL EDUCATION PROGRAMS
OFFICE OF SPECIAL EDUCATION AND REHABILITATIVE SERVICES

USING THE PDPDCS





PDPDCS: Live Demonstration

We will demonstrate the following activities in the PDPDCS:

- Logging into the system,
- Updating a grant and contact information,
- Adding a secondary user,
- Using the digital Pre-Scholarship Agreement (PSA),
- Uploading a physical PSA and entering scholar data,
- Updating scholar data, and
- Tracking scholar's service obligation fulfillment.





PDPDCS Setup Reminders: Secondary Users

- **Project Directors are responsible for all data entries;** however, secondary users are permitted to assist in the process.
- Secondary users:
 - Can enter scholar information, and
 - Have a unique log in.
- Only **two people per grant** are permitted access.
 - Project Directors may change the secondary user at any time.
- **Note: You may NOT create a shared inbox for your secondary user – each user requires a unique login.**



PDPDCS Setup Reminders: Multifactor Authentication (MFA)

MFA, required by the PDPDCS is a security process where a user verifies their identity in multiple ways to gain system access.

Download and install Google Authenticator on your smartphone

- The app is available through the [Apple App Store](#) or [Google Play Store](#) by searching for “Google Authenticator.”
- If you are not sure where to locate the **Apple App Store** or **Google Play Store** on your smartphone, look for one of these icons on your smartphone home screen or within your smartphone’s applications or “apps” section.

<https://www.apple.com/ios/app-store/>


<https://play.google.com>



Enrolling in MFA for the PDPDCS

Pair the app and PDPDCS

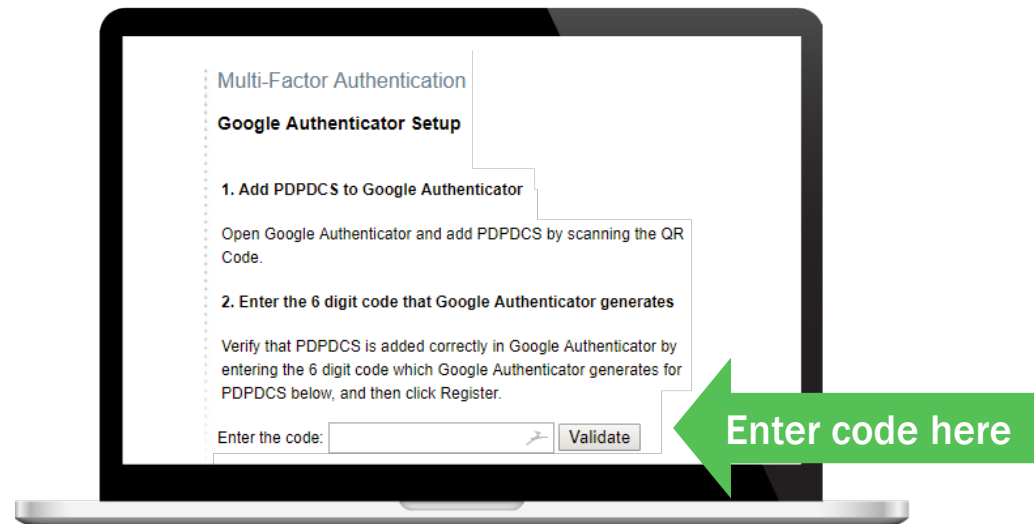
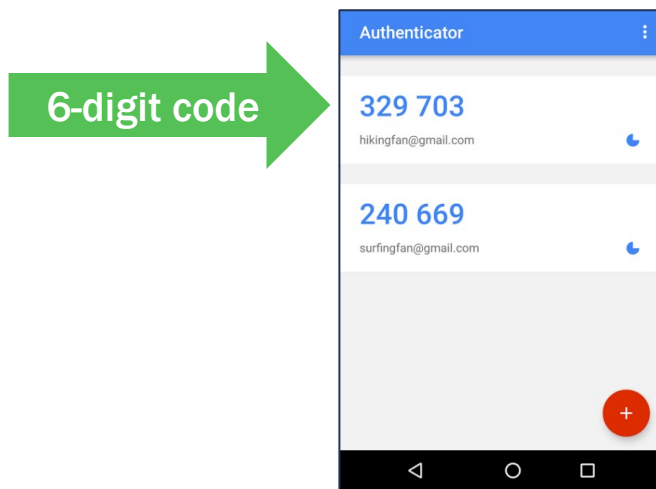
- Open the Google Authenticator app on your smartphone
- Click the + button on the app to add the PDPDCS website
- Scan the QR Code from the PDPDCS website enroll page on the enroll page with your cellphone



Enrolling in MFA for the PDPDCS

Enter code in the app

- Enter the code generated by the Google Authenticator app into the PDPDCS enroll page and click “Validate.”
- Remember to enter the code quickly as each code is only valid for 30 seconds. As soon as another code is generated, the preceding one becomes invalid.



Signing into the PDPDCS in the Future

Each time you sign into the PDPDCS from any device you will need to complete these steps:

1. Enter your username and password in the PDPDCS.
2. Open the Google Authenticator app on your smartphone and enter the 6-digit security code* into the PDPDCS when prompted by the system.

Note:

- If you create a new password, you will need to scan the QR code on your smartphone again.
- If you purchase a new device, please contact the Help Desk to reset your MFA so you can scan the QR code and add it to your phone again.

***Remember:** Each code is only valid for 30 seconds





OSEP

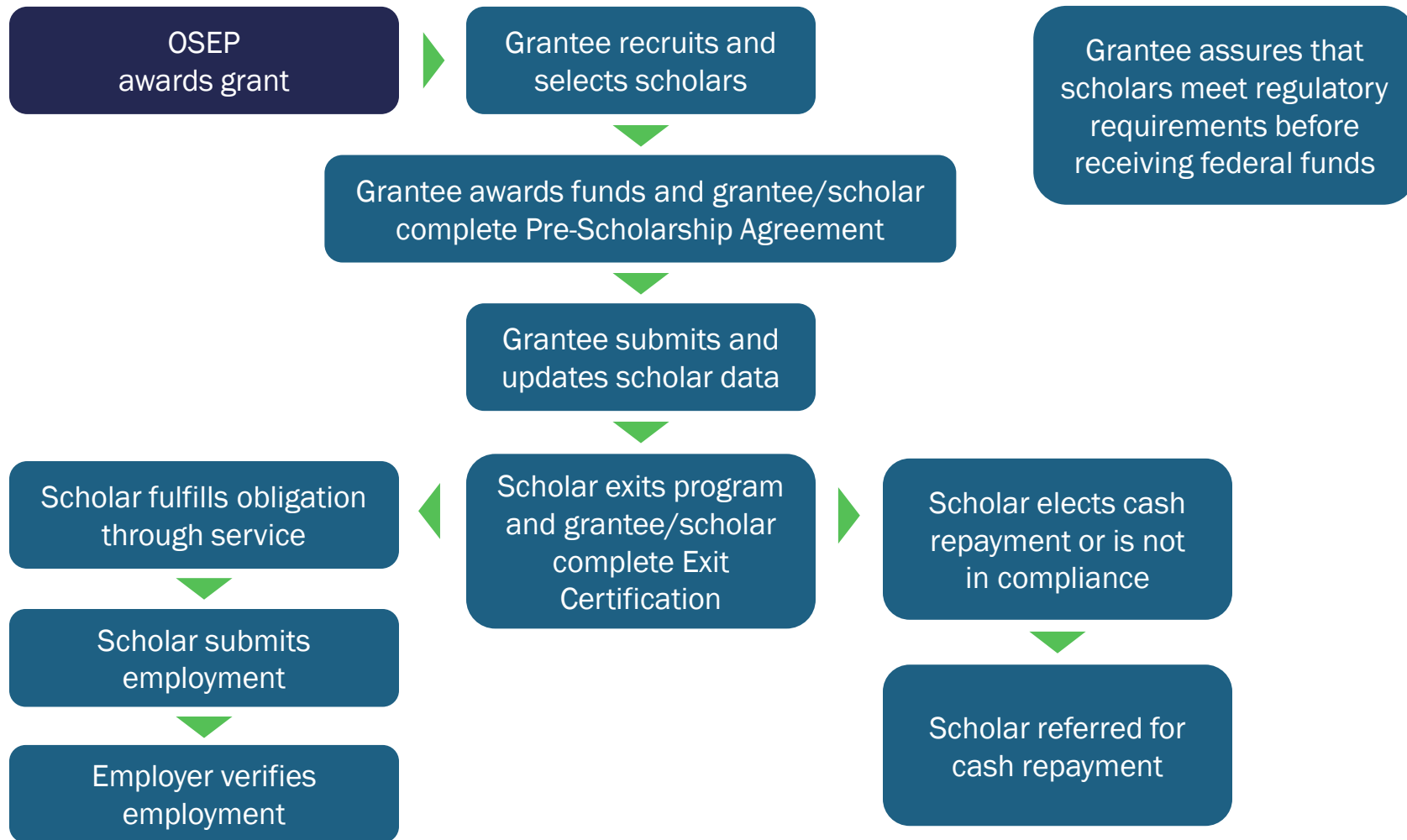
OFFICE OF SPECIAL EDUCATION PROGRAMS
OFFICE OF SPECIAL EDUCATION AND REHABILITATIVE SERVICES

PDPDCS SUBMISSION REQUIREMENTS





PDPDCS Data Submission Process



Pre-Scholarship Agreements and Exit Certifications

OMB Control Number: 1820-0686
Expiration: 03/31/2020

**Personnel Development Program
Data Collection System
Service Obligation Pre-Scholarship Agreement
For a Scholarship Received from a Personnel Development
to Improve Services and Results for Children with Disabilities Grant**

Service Obligation Pre-Scholarship Agreement
Between

Name of Scholar

And

Name of Grantee (IHE)

Paperwork Burden Statement

According to the Paperwork Reduction Act of 1995, no persons are required to respond to a collection of information unless such collection displays a valid OMB control number. Public reporting burden for this collection of information is estimated to average 30 minutes per response, including time for reviewing instructions, searching existing data sources, gathering and maintaining the data needed, and completing and reviewing the collection of information. The obligation to respond to this collection is mandatory per the Individuals with Disabilities Education Act (IDEA) and its corresponding regulations 34 CFR Part 304.

Send comments regarding the burden estimate or any other aspect of this collection of information, including suggestions for reducing this burden, to the U.S. Department of Education, 400 Maryland Ave., SW, Washington, DC 20210-4537 or email ICDocketMgr@ed.gov and reference the OMB Control Number 1820-0686. Note: Please do not return the completed Service Obligation Pre-Scholarship Agreement to this address.

Privacy Act Notice

The Privacy Act of 1974 (5 U.S.C. 552a) requires that the following notice be provided to you. The authority for collecting the requested information from and about you is part D of the Individuals with Disabilities Education Act, as amended by the Individuals with Disabilities Education Improvement Act of 2004. We request your scholar educational information pertinent to the OSEP scholarship grant received whether provided by the scholar, grantee, or other entity, including personally identifiable information (PII), under this authority in order to

suggestions for reducing this burden, to the U.S. Department of Education, 400 Maryland Ave., SW, Washington, DC 20202-7100 or email ICDocketMgr@ed.gov and reference the OMB Control Number 1820-0686. Note: Please do not return the completed Exit Certification to this address.

Page 1 of 7

- For each scholar who receives funding, grantees and scholars must sign a *Pre-Scholarship Agreement* and *Exit Certification*.
- The legally binding agreement outlines the terms and conditions of PDP funding
- Grantees must use the OMB approved forms found at <https://pdp.ed.gov/OSEP/Home/Agreements/>.





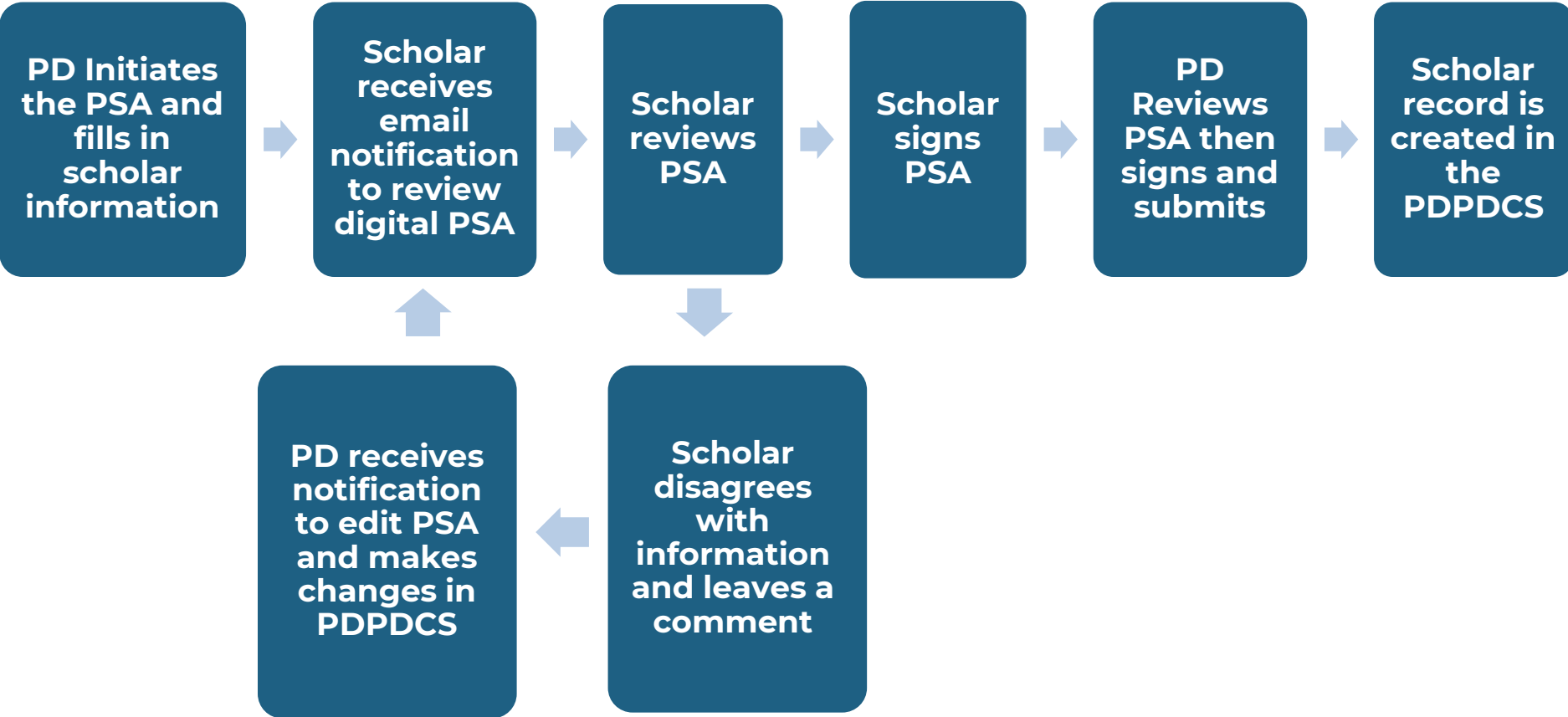
Pre-scholarship Agreements (PSA) and Exit Certifications (EC)

	PSA	EC
When do scholars and grantees sign the agreement?	To officially enroll in the grant-supported program, scholars must sign and complete a PSA.	To officially exit from the program, scholars must sign and complete an EC.
When do I upload or submit the agreement?	Upload or submit within 30 days of the scholar's enrollment or receiving funds.	Upload within 30 days of the scholar's exit.





Digital PSA Process Overview



Digital or Physical Pre-Scholarship Agreement?

Digital PSA:

- Enter scholar information into the PDPDCS
- Scholar reviews information and indicates any issues
- Both parties discuss through the PDPDCS until both have signed
- Scholar info is automatically entered into PDPDCS from PSA

Physical PSA:

- Scholar and IHE meet to discuss agreement and sign paperwork
- IHE enters scholar information into PDPDCS and uploads a signed **redacted** copy of the PSA





PSA and EC Important Reminders

- Grantees will not be able to create and submit scholar records without these documents.
- Please contact the Help Desk as soon as possible if you do not have these documents.
- Grantees may be held responsible for funds provided to scholars with missing or invalid documents.
- Grantees must retain grant records until each scholar's service obligation has been fulfilled or paid back.






Submission Requirements: Grantees

Grantees must enter or update scholar contact and program completion information within 30 days of:

- Scholar enrollment*;
- Scholar changes in status; and
- Grant's fiscal year ending.



OSEP requires that scholars are in a pending status for no more than 30 days.

NOTE: *Enter currently enrolled scholars within 30 days of gaining access to the PDPDCS.



Submission Requirements: Scholars

Once a scholar record is submitted by the IHE, scholars will access the PDPDCS to:

- Review their training information;
- View service obligation status; and
- Enter eligible employment information to fulfill their service obligation.





Scholars' Employment Record

- Information collected includes:
 - Contact information;
 - Type of organization;
 - Dates of employment;
 - Type of employment;
 - Full or part time position;
 - Training area(s);
 - Whether the position meets PDPDCS time requirements; and
 - Certification or licensure





Submission Requirements: Employers

Employers verify employment information within the PDPDCS.

- Scholars do not receive credit for service obligation until the employer has verified their employment.
- Scholars receive an email when their employment is verified or disputed





PDPDCS Data Collection Period

- **Upcoming Data Collection Period: Feb. 1 – Apr. 2, 2021**
 - Grantees must submit scholar records in the PDPDCS for any scholars who have been enrolled by **4/2/2021**.
- PDPDCS is open year-round for data entry
- Plan for 2022 Data Collection Period





OSEP

OFFICE OF SPECIAL EDUCATION PROGRAMS
OFFICE OF SPECIAL EDUCATION AND REHABILITATIVE SERVICES

AVOIDING SECURITY INCIDENTS





Protecting Scholar's PII

- Scholar agreements and records within the PDPDCS contain significant amounts of scholar personally identifiable information (PII).
- **It is the responsibility of the grantees to protect this scholar information.**
- Improperly handling PDP documentation could expose a scholar to potential identity theft and impact the university's ability to receive future funding from the Department.





Security Incidents: Exposing Scholar PII

A security incident occurs if personally identifiable information (PII) is potentially viewable to unrelated parties. Examples from PDPDCS:

- Uploading an unredacted *Pre-Scholarship Agreement (PSA)* to the wrong scholar record
- Sending unencrypted documents (Social Security Card, Driver's License, etc.) in an email to the PDPDCS Help Desk





Impacts of Security Incidents

Every security incident that occurs requires significant resources from the Department to mitigate the impact:

- **PDPDCS staff must notify the Department's Education Security Operation Center (EDSOC),** document the incident, and work to expunge the file or email from the PDPDCS or email servers.
- Additional interviews, investigations, and mitigation strategies might be necessary if an unauthorized individual viewed the PII.
- **PDPDCS Staff must review all other scholar records** and documentation associated with the grantee to ensure other security incidents have not occurred





Impacts of Security Incidents

Grantees and Project Directors also are impacted by these security incidents:

- Grantees will be required to resubmit scholar documentation and complete security incident report documentation and participate in investigation interviews as needed;
- Project Directors and Secondary Users will be required to participate in a security training to understand the proper handling of scholar PII and the consequences of data breaches; and
- The grant will be placed on a security incident list tracked by PDPDCS and OSEP staff. **If further incidents occur, the grant and university could be placed on high-risk status, impacting their ability to receive future federal funding**





Avoiding Security Incidents

- Develop a file upload checklist to review the scholar agreement for the correct name, ensure the SSN is redacted, and the file name is correct.
- Always encrypt files being sent by email, including to the PDPDCS Help Desk.
- Implement a file naming convention to avoid uploading the wrong file to a scholar's record: PSA_J_DOE.pdf.
- Review all files after uploading to the PDPDCS to ensure the agreements have been uploaded to the correct scholar.





OSEP

OFFICE OF SPECIAL EDUCATION PROGRAMS
OFFICE OF SPECIAL EDUCATION AND REHABILITATIVE SERVICES

HELPFUL PDPDCS REMINDERS





PDPDCS Communication: Always Read System Emails

- Notifications regarding system or policy changes as well as data submission reminders are sent via email.



- ❑ Please add serviceobligation@ed.gov to your contact list.
- ❑ Check your email settings to be sure emails from this account are not marked as spam.



PDPDCS Data Quality: Scholar Contact Information

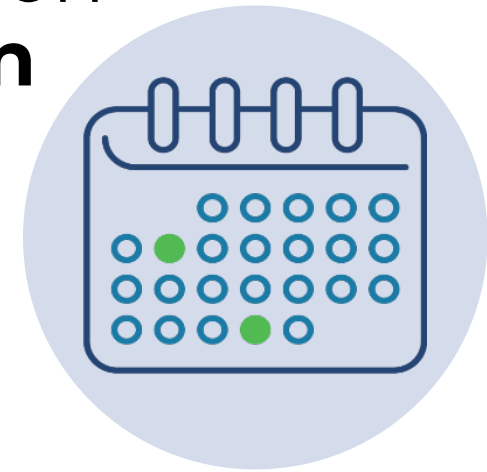
- OSEP and PDPDCS staff must be able to reach scholars after they graduate or leave your IHE. Please enter a **non-IHE email address** for each scholar.
 - Personal email (e.g., Gmail, Yahoo, Outlook), or
 - Work email.
- If the scholar has multiple emails, include a second non-IHE email in the alternative email field.





PDPDCS Reporting: Grantee Requirements

- Grantees must update information in PDPDCS for all scholars **within 30 days** of:
 - Enrolling a scholar*,
 - A change in status of a scholar, or
 - The end of your grant's fiscal year.



*Enter currently enrolled scholars within 30 days of gaining access to the PDPDCS.





PDPDCS Reporting: Grantee Requirements

- Scholars cannot be left in a “pending” status in the PDPDCS for more than 30 days.
- At a minimum, grant personnel should plan to update their grant account **every six months**.
- All scholars **MUST** be exited from a grant before it ends.
- OSEP monitors grantee, scholar, and employer activity.





PDPDCS Reporting: Timely Submission

- Submit all data on time (APR, PDPDCS, and FPR).
 - According to 34 CFR 75.253(a)(3), the timely submission of this report is one of the factors that the Secretary will consider in determining whether to continue your project's funding for next fiscal year.
 - According to section 75.217(d)(3)(ii), the Secretary can consider the failure to submit scholar data in a timely fashion in determining your project's ability to obtain future grants from the Office of Special Education Programs or under any other Department program.



Managing PDPDCS Grants and Timelines



- Project Directors must manage grants to ensure that:
 - All scholars will **complete** the degree program **before the grant ends**;
 - Scholars are enrolled early (Year 1) with sufficient time, funding, and support to complete the program; and
 - The **number of scholars** proposed, enrolled, and completed **meets outlined expectations**.
- Grantees are allowed a one-time no cost extension to ensure scholars complete the program.





Exit All Scholars BEFORE Your Grant Ends

- Any scholar who has not graduated/completed or previously exited when a grant is closed will need to be assigned the status of “exited without completion.”
 - **Project Directors are responsible for obtaining *Exit Certifications from these scholars too*.** Service obligation requirements still apply.
- As you “exit” each scholar, you will report the reason or final status for each scholar. For example, the reason may be:
 - Poor academic performance, or
 - Grant ending prior to preparation program completion





PDPDCS Reporting: Scholar Requirements

- Remind scholars throughout their time in the program to login to the PDPDCS and provide employment data.
- Scholars must login to the PDPDCS within 30 days of receiving access to the system and then, at least annually until they fulfill their service obligation to:
 - Review and update contact information;
 - Review training and service obligation information; and
 - Submit employment information.





PDPDCS Reporting: Scholar Requirements

- Recommend that your scholars review the Scholar Training and PDPDCS Quick Reference Guide
<https://pdp.ed.gov/OSEP/Home/Training>.
- Notify scholars at the beginning of the program that they will be required to provide licensure test results to you.
- Arrange and conduct exit interviews with each exiting scholar.





PDPDCS Reporting: Monitoring Scholars

SCHOLAR INFORMATION

Below is a summary of the scholar records entered for each grant. To add a new scholar to a grant, click on the "Add New Scholar" link. To view a list of all scholars entered into the system for each grant and their record entry, program completion, and service payback status, as well as definitions for the options under each status type, click on the "View All Scholar Records" link.

Grant Award Number: TESTK160001

[Add New Scholar Record](#)

[View All Scholar Records](#)

Proposed Number of Scholars	Record Entry Status			Program Completion Status			
	Total Records Entered	Total Records Submitted	Total Records Pending	Enrolled, no longer receiving OSEP funding	Enrolled	Exited Without Completion	Completed/ Graduated
	7	5	2	0	1	0	4

Service Obligation Status						
Awaiting Completion	Awaiting Login	Fulfillment Not in Progress	Fulfillment in Progress	In Repayment	In Deferral/Exception	Obligation Fulfilled
0	2	1	2	0	0	0





OSEP

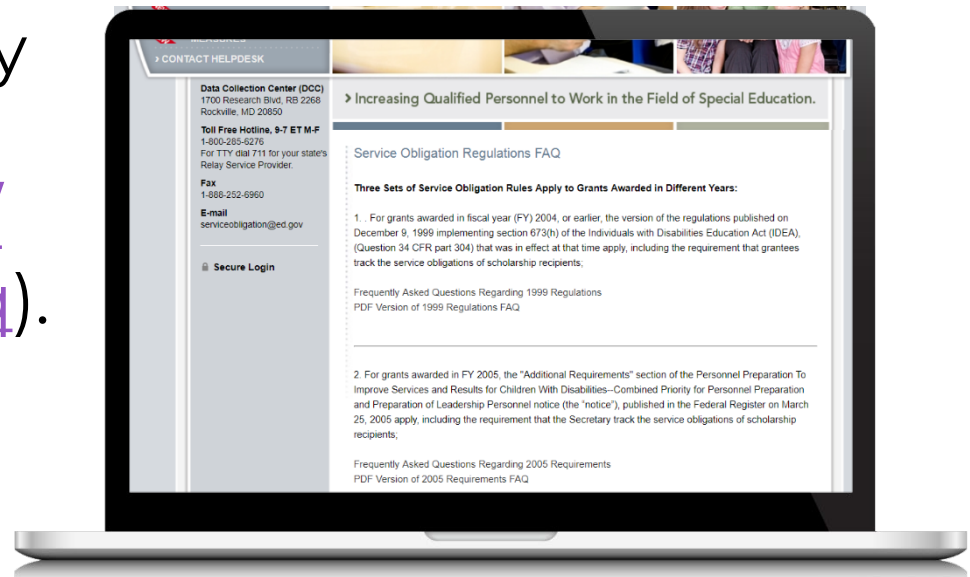
OFFICE OF SPECIAL EDUCATION PROGRAMS
OFFICE OF SPECIAL EDUCATION AND REHABILITATIVE SERVICES

RESOURCES AND SUPPORT



Support Using PDPDCS: Website Resources

- PDPDCS resources include:
 - A closed-captioned recording of this webinar will be made available (<https://pdp.ed.gov/OSEP/Home/Training>).
 - PDPDCS Frequently Asked Questions (<https://pdp.ed.gov/OSEP/Home/dcsfaq>).





Support Using PDPDCS: Website Resources

Service obligation resources for grantees and scholars:

- *Pre-Scholarship Agreements* (PSA) and *Exit Certifications* (EC)
(<https://pdp.ed.gov/OSEP/Home/Agreements/>).
- 2006 Service Obligation Regulations
(<https://pdp.ed.gov/OSEP/Regulation/ProgramRegs2006>).
- Regulatory Frequently Asked Questions available at:
(<https://pdp.ed.gov/OSEP/Home/regulatoryfaqs>).



Support Using PDPDCS: Help Desk

- The PDPDCS Help Desk is available by phone or email to answer questions you or your scholars may have regarding the PDPDCS. Help Desk support is available:
 - Monday through Friday from 8 am to 8 pm, ET.
 - Email: serviceobligation@ed.gov.
 - Toll Free Hotline: 1-800-285-6276.
 - If someone is not available when you call, please leave a message. A Help Desk operator will return your message within 24 hours.
- A designated specialist can also spend additional time walking you through components of the PDPDCS. Just contact the Help Desk to set up an appointment.



Questions and Discussion

More questions?

PDPDCS Help Desk

Support available from 8 am to 8 pm EST

Monday through Friday

1-800-285-6276

serviceobligation@ed.gov

